

# Hot Cross Buns

1 - White Belt

2 measures (8 beats) introduction on recording

Traditional

Hot cross buns! Hot cross buns!

One a pen - ny, two a pen - ny, hot cross buns!

New things to learn for the White Belt song:

half note = 2 beats  
quarter note = 1 beat

time signature = 4/4  
4 beats in each measure

half rest = 2 beats of silence

new notes:

G

A

B

counting:

1			
2			
3			
4			

# 2 - Yellow Belt Gently Sleep

2 measures (8 beats) introduction  
on recording

Traditional  
Lyrics by Barb Philippak

G A B  
Gent - ly sleep,

A G A  
my sweet child.

G A B  
Gent - ly sleep,

A B G  
with that smile.

G A B  
Gent - ly sleep,

A G B  
lit - tle one.

G A B  
Gent - ly sleep,

A B G  
day is done.

New thing to learn for the Yellow Belt song:

’ **breath mark** When you see this symbol, take a breath.  
Try only to take a breath every two measures.

3 - Orange Belt

Pitches: GAB

# Merrily We Roll Along

2 measures (8 beats) introduction  
on recording

Traditional

Mer - ri - ly we roll a - long, roll a - long, roll a - long.

Mer - ri - ly we roll a - long, o'er the deep blue sea.

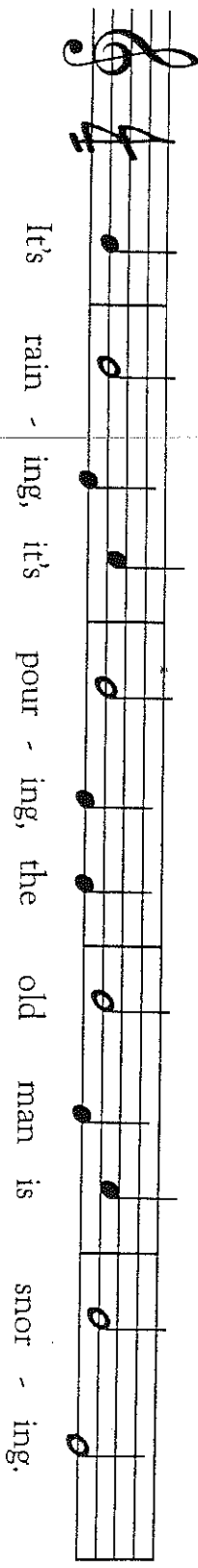
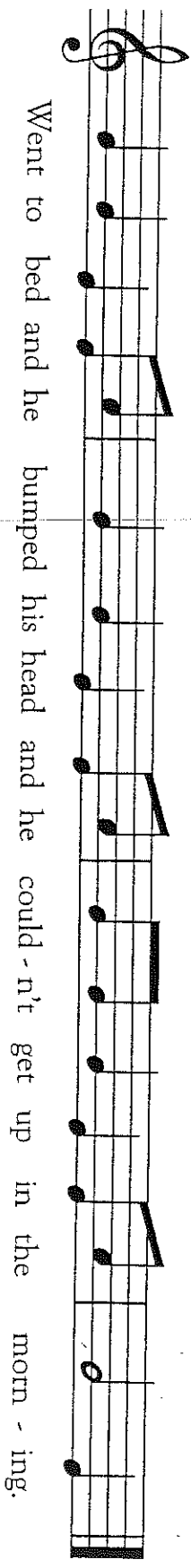
# 4 - Green Belt

Pitches: E GA

# It's Raining

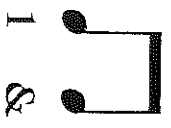
Traditional

7 beats introduction  
on recording

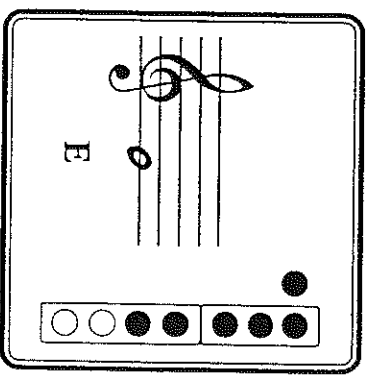
New things to learn for the Green Belt song:

**new rhythm:**

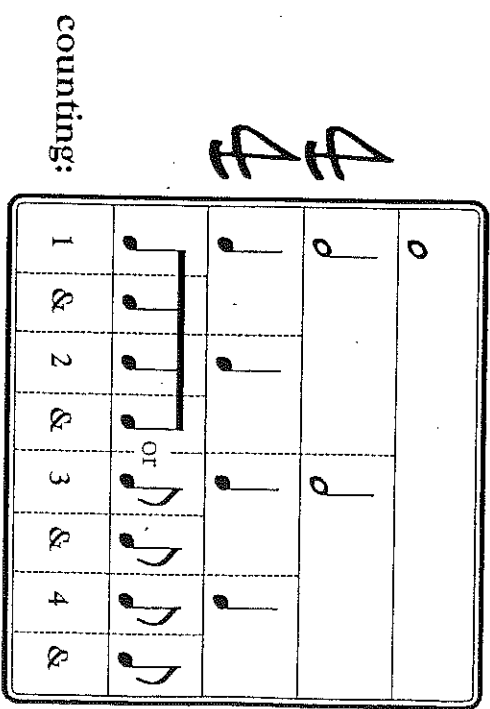


two eighth notes =  
1 beat  
(Each single eighth note gets 1/2 beat.)

**new note:**



**counting:**



# 5 - Purple Belt

Pitches: DE GAB

# Old MacDonald Had A Farm

4 measures (16 beats) introduction  
on recording

Traditional


Old Mac - Don - ald had a farm. E - I - E - I - O. And

on that farm he had some chicks. E - I - E - I - O. With a

chick chick here. And a chick chick there. Here a chick, there a chick. Ev'-ry-where a chick chick.

Old Mac - Don - ald had a farm. E - I - E - I - O.

New things to learn for the Purple Belt song:



quarter rest = 1 beat of silence



dotted half note = 3 beats  
(A dot after a note gets half the value of that note and makes it that much longer.)

new  
note:



D



6 - Blue Belt

Pitches: GABC'D'


# When The Saints Go Marching In


5 beats introduction  
on recording

Traditional


Oh, when the saints go march - ing in, Oh, when the saints go march - ing in, Oh, I want to be in that num - ber, when the saints go march - ing in.

New things to learn for the Blue Belt song:


A tie  is a curved line which connects notes of the same pitch. Only the first note is played and then it is held for the total value of the connected notes.



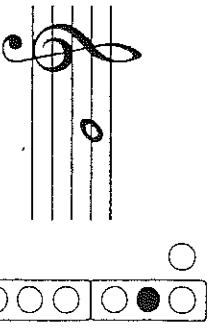
1 2 3 - 1 2      1 2 3 4 - 1

new rhythm:  whole note = 4 beats

new notes:



C'



D'

7 - Red Belt

Pitches: DEF#GAB

# Twinkle, Twinkle Little Star

2 measures (8 beats) introduction on recording

Traditional

Twin - kle, twin - kle lit - tle star, how I won - der what you are.

Up a - bove the world so high, like a dia - mond in the sky!

Twin - kle, twin - kle lit - tle star, how I won - der what you are.

New things to learn for the Red Belt song:

key signature

These sharps (#), when placed at the beginning of a line, are for all Cs and Fs in the song. This is called a key signature. However, since there are no Cs in this song, you only have to remember to play every F in this song as F#.

new note: